



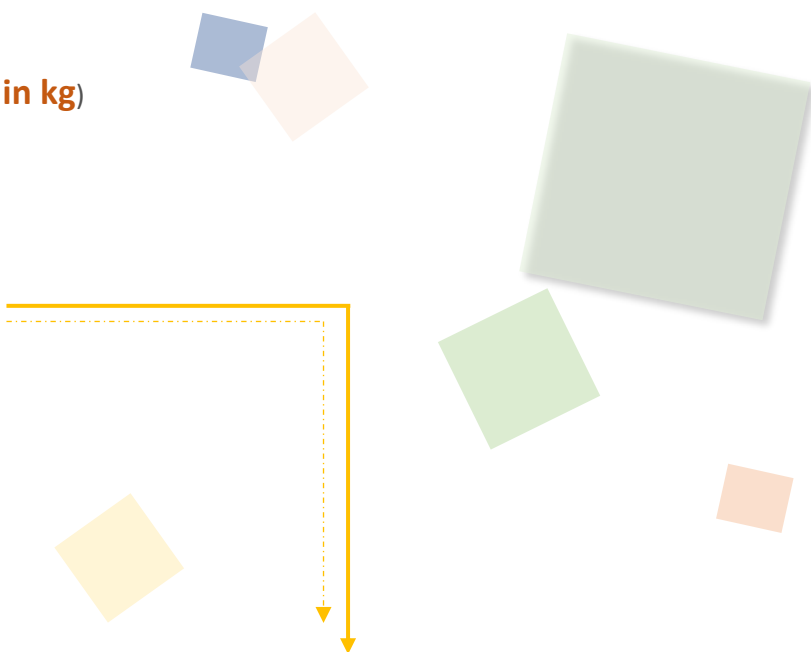
Trading Volume & Amount in Charts

■ VOLUME


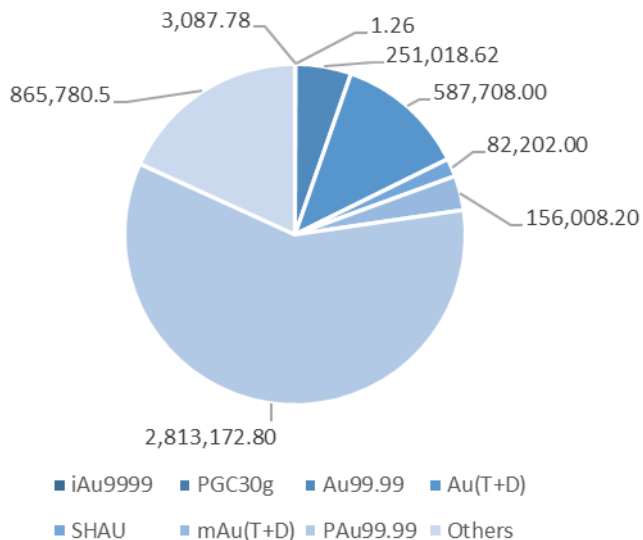
Popular Products (Trading Volume, in kg)

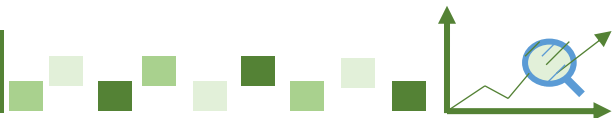
Total: 15,520,649.16

- ◆ Au Products: 4,758,979.16
- ◆ Ag (T+D): 9,329,044.00
- ◆ Others: 1,432,626.00



Popular Au Products Trading Volume (in kg)





Trading Volume & Amount in Charts

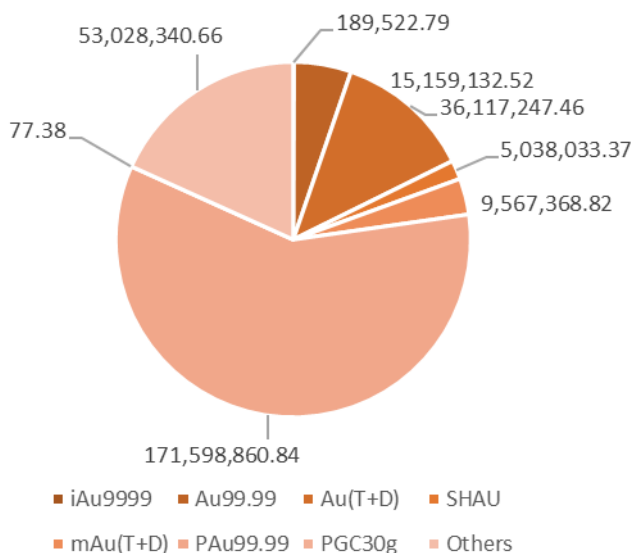
AMOUNT

Popular Products (Trading Amount, in 10,000 RMB)

Total: 299,349,664.05

- ◆ Au Products: 290,698,583.85
- ◆ Ag (T+D): 7,419,630.88
- ◆ Others: 1,231,449.31


Popular Au Products Trading Amount (in 10,000 RMB)

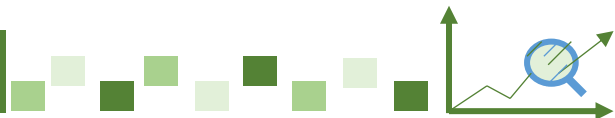




Trading Volume & Amount in Details


| Trading Volume (in kg) | | | | | | | |
|------------------------|------------------------------|-----------------------------|-----------------------------------|----------------------------------|-----------------|---------------|---------------------------------|
| Contract | Previous Month Daily Average | Present Month Daily Average | Previous Month accumulative total | Present Month accumulative total | Month-on -Month | Year-on -Year | Present Year accumulative total |
| Au99.95 | 485.26 | 183.33 | 9,220.00 | 3,300.00 | -64.21% | -55.27% | 29,866.00 |
| Au99.99 | 12,779.07 | 13,945.48 | 242,802.30 | 251,018.62 | 3.38% | 19.97% | 2,744,256.48 |
| Au100g | 9.67 | 12.76 | 183.80 | 229.60 | 24.92% | 22.26% | 2,060.40 |
| Au995 | 0.00 | 0.00 | 0.00 | 0.00 | - | - | 0.00 |
| PGC30g | 0.06 | 0.07 | 1.14 | 1.26 | 10.53% | -60.38% | 21.72 |
| iAu9999 | 691.99 | 171.54 | 13,147.86 | 3,087.78 | -76.51% | -19.65% | 122,006.52 |
| iAu100g | 0.00 | 0.00 | 0.00 | 0.00 | - | - | 0.00 |
| iAu995 | 0.00 | 0.00 | 0.00 | 0.00 | - | - | 0.00 |
| Au(T+D) | 28,921.05 | 32,650.44 | 549,500.00 | 587,708.00 | 6.95% | 193.29% | 5,681,304.00 |
| mAu(T+D) | 4,902.52 | 8,667.12 | 93,147.80 | 156,008.20 | 67.48% | 86.19% | 1,231,700.00 |
| Au(T+N1) | 0.00 | 0.00 | 0.00 | 0.00 | - | - | 0.00 |
| Au(T+N2) | 0.00 | 0.00 | 0.00 | 0.00 | - | -100.00% | 1.60 |
| NYAuTN06 | 0.92 | 2.76 | 17.40 | 49.60 | 185.06% | -90.30% | 439.00 |
| NYAuTN12 | 2.53 | 5.07 | 48.00 | 91.20 | 90.00% | -95.73% | 554.00 |
| PAu99.95 | 9,210.53 | 16,105.56 | 175,000.00 | 289,900.00 | 65.66% | 255.17% | 1,583,260.00 |
| PAu99.99 | 167,763.03 | 156,287.38 | 3,187,497.60 | 2,813,172.80 | -11.74% | 88.75% | 33,362,019.60 |
| IPAu99.99 | 29,653.26 | 30,011.67 | 563,412.00 | 540,210.10 | -4.12% | 162.34% | 5,228,860.22 |
| IPAu99.5 | 0.00 | 0.00 | 0.00 | 0.00 | - | - | 0.00 |
| OAU99.99 | 10.32 | 0.00 | 196.00 | 0.00 | -100.00% | -100.00% | 159,606.80 |
| LAu99.95 | 0.00 | 0.00 | 0.00 | 0.00 | - | -100.00% | 0.00 |
| LAu99.99 | 0.00 | 0.00 | 0.00 | 0.00 | - | - | 68,000.00 |
| CAu99.99 | 421.05 | 1,777.78 | 8,000.00 | 32,000.00 | 300.00% | 928.28% | 100,382.00 |
| SHAU | 4,849.47 | 4,566.78 | 92,140.00 | 82,202.00 | -10.79% | 47.85% | 913,000.00 |
| Pt99.95 | 527.37 | 185.33 | 10,020.00 | 3,336.00 | -66.71% | -70.78% | 79,082.00 |
| Ag99.99 | 0.00 | 2,335.00 | 0.00 | 42,030.00 | - | -3.45% | 107,760.00 |
| Ag(T+D) | 560,895.79 | 518,280.22 | 10,657,020.00 | 9,329,044.00 | -12.46% | 8.26% | 122,745,368.00 |
| PAG99.99 | 28,440.00 | 31,946.67 | 540,360.00 | 575,040.00 | 6.42% | 320.72% | 5,440,140.00 |
| OAG99.99 | 0.00 | 0.00 | 0.00 | 0.00 | - | - | 0.00 |
| SHAG | 49,811.05 | 45,123.33 | 946,410.00 | 812,220.00 | -14.18% | -24.03% | 9,491,880.00 |
| Au Products (in total) | 259,700.73 | 264,387.73 | 4,934,313.90 | 4,758,979.16 | -3.55% | 98.23% | 51,227,338.34 |
| Ag Products (in total) | 639,146.84 | 597,685.22 | 12,143,790.00 | 10,758,334.00 | -11.41% | 9.04% | 137,785,148.00 |
| Pt Products (in total) | 527.37 | 185.33 | 10,020.00 | 3,336.00 | -66.71% | -70.78% | 79,082.00 |
| Total | 899,374.94 | 862,258.29 | 17,088,123.90 | 15,520,649.16 | -9.17% | 26.40% | 189,091,568.34 |





Trading Volume & Amount in Details

| Trading Amount (in 10,000 RMB) | | | | | | | |
|--------------------------------|------------------------------|-----------------------------|-----------------------------------|----------------------------------|-----------------|----------------|---------------------------------|
| Contract | Previous Month Daily Average | Present Month Daily Average | Previous Month accumulative total | Present Month accumulative total | Month-on -Month | Year-on -Year | Present Year accumulative total |
| Au99.95 | 28,717.77 | 10,985.63 | 545,637.61 | 197,741.33 | -63.76% | -41.20% | 1,702,088.97 |
| Au99.99 | 730,133.51 | 842,174.03 | 13,872,536.74 | 15,159,132.52 | 9.27% | 57.26% | 145,781,768.00 |
| Au100g | 566.42 | 784.66 | 10,761.92 | 14,123.91 | 31.24% | 60.65% | 112,337.61 |
| Au995 | 0.00 | 0.00 | 0.00 | 0.00 | - | - | 0.00 |
| PGC30g | 3.52 | 4.30 | 66.84 | 77.38 | 15.77% | -47.46% | 1,167.46 |
| iAu9999 | 39,667.62 | 10,529.04 | 753,684.84 | 189,522.79 | -74.85% | 9.52% | 6,271,307.15 |
| iAu100g | 0.00 | 0.00 | 0.00 | 0.00 | - | - | 0.00 |
| iAu995 | 0.00 | 0.00 | 0.00 | 0.00 | - | - | 0.00 |
| Au(T+D) | 1,682,778.61 | 2,006,513.75 | 31,972,793.66 | 36,117,247.46 | 12.96% | 287.97% | 314,649,009.60 |
| mAu(T+D) | 286,131.85 | 531,520.49 | 5,436,505.16 | 9,567,368.82 | 75.98% | 145.21% | 67,265,257.17 |
| Au(T+N1) | 0.00 | 0.00 | 0.00 | 0.00 | - | - | 0.00 |
| Au(T+N2) | 0.00 | 0.00 | 0.00 | 0.00 | - | -100.00% | 78.84 |
| NYAuTN06 | 53.47 | 165.61 | 1,015.94 | 2,980.97 | 193.42% | -87.52% | 23,857.08 |
| NYAuTN12 | 147.39 | 309.19 | 2,800.48 | 5,565.34 | 98.73% | -94.27% | 30,800.39 |
| PAu99.95 | 534,495.40 | 988,920.59 | 10,155,412.63 | 17,800,570.70 | 75.28% | 372.45% | 89,010,626.68 |
| PAu99.99 | 9,727,931.09 | 9,533,270.05 | 184,830,690.79 | 171,598,860.84 | -7.16% | 147.63% | 1,816,966,391.75 |
| IPAu99.99 | 1,733,753.32 | 1,835,977.23 | 32,941,313.06 | 33,047,590.20 | 0.32% | 249.98% | 280,744,426.84 |
| IPAu99.5 | 0.00 | 0.00 | 0.00 | 0.00 | - | - | 0.00 |
| OAu99.99 | 596.76 | 0.00 | 11,338.40 | 0.00 | -100.00% | -100.00% | 6,995,309.52 |
| LAu99.95 | 0.00 | 0.00 | 0.00 | 0.00 | - | -100.00% | 0.00 |
| LAu99.99 | 0.00 | 0.00 | 0.00 | 0.00 | - | - | 3,277,255.00 |
| CAu99.99 | 25,062.33 | 108,876.01 | 476,184.20 | 1,959,768.20 | 311.56% | 1236.39% | 5,827,681.73 |
| SHAU | 281,983.41 | 279,890.74 | 5,357,684.73 | 5,038,033.37 | -5.97% | 93.63% | 49,766,017.87 |
| Pt99.95 | 11,605.98 | 4,245.05 | 220,513.66 | 76,410.90 | -65.35% | -69.14% | 1,770,008.08 |
| Ag99.99 | 0.00 | 1,880.86 | 0.00 | 33,855.42 | - | 32.57% | 78,243.63 |
| Ag(T+D) | 412,058.30 | 412,201.72 | 7,829,107.77 | 7,419,630.88 | -5.23% | 48.87% | 88,269,615.84 |
| PAg99.99 | 20,715.10 | 26,266.50 | 393,586.97 | 472,796.99 | 20.13% | 499.47% | 3,777,483.49 |
| OAg99.99 | 0.00 | 0.00 | 0.00 | 0.00 | - | - | 0.00 |
| SHAG | 36,336.43 | 36,021.45 | 690,392.12 | 648,386.01 | -6.08% | 4.92% | 6,750,467.51 |
| Au Products (in total) | 15,072,022.47 | 16,149,921.32 | 286,368,427.00 | 290,698,583.85 | 1.51% | 161.21% | 2,788,425,381.66 |
| Ag Products (in total) | 469,109.83 | 476,370.52 | 8,913,086.85 | 8,574,669.30 | -3.80% | 50.27% | 98,875,810.47 |
| Pt Products (in total) | 11,605.98 | 4,245.05 | 220,513.66 | 76,410.90 | -65.35% | -69.14% | 1,770,008.08 |
| Total | 15,552,738.29 | 16,630,536.89 | 295,502,027.51 | 299,349,664.05 | 1.30% | 155.33% | 2,889,071,200.20 |





Other Market Data

Delivery Volume

| Delivery Volume (in kg) | | |
|--|---------------|----------------|
| | Gold | Silver |
| Delivery Volume (Present Month) | 631,516.26 | 1,191,630.00 |
| Trading Volume (Present Month) | 1,083,696.26 | 10,183,294.00 |
| Delivery Ratio (Present Month) | 58.27% | 11.70% |
| Delivery Volume (Accumulative Total) | 7,166,056.12 | 20,003,910.00 |
| Trading Volume (Accumulative Total) | 10,725,209.72 | 132,345,008.00 |
| Delivery Ratio (Accumulative Total) | 66.82% | 15.11% |
| Withdrawal Volume (Present Month) | 107,411.60 | 88,470.00 |
| Withdrawal Volume (Accumulative Total) | 1,235,174.24 | 1,375,950.00 |